



Technical Specifications :

- Mini Donut Capacity (50 mm-25 gr) : 50 piece/minute
- Round Shape Capacity (20 mm-6 gr) :200 piece/minute

DLM 50 DLM Series Lokma sweet machines are easy and fast to use with their aesthetic design and compact body. You can get the products you want with the system that works automatically in the field you require.

Key Features

- DLM Series Donut Machines are designed in accordance with EU Safety Directives and are fully CE approved.
- All food contact surfaces are made of AISI 304 stainless steel.
- It offers safe and healthy design as well as easily removable apparatus. In this way, you can easily obtain the desired shapes.
- The size of the dessert can be adjusted on the machine.
- Thanks to the removable chamber provide a comfortable cleaning.
- It offers a wide range of options.

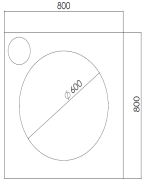


Included Accessories

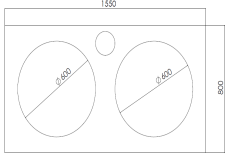
- Connection arm and bearing for the bench
- Quadruple lokma apparatus
- Lokma casting apparatus



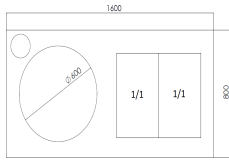
Fryer and Holder Models



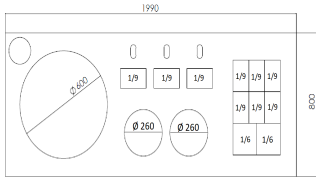
DLM 1 -LOKMA SWEET FRYER TABLE (WITH GAS)
DLM 2 -LOKMA SWEET FRYER TABLE (WITH ELECTRICITY)
-1 piece 600 mm cooking pot
-Height : 850 mm



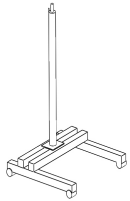
DLM 3 -LOKMA SWEET FRYER TABLE (WITH GAS)
DLM 4 -LOKMA SWEET FRYER TABLE (WITH ELECTRICITY)
-2 pieces 600 mm cooking pot
-Height : 850 mm



DLM 5 -LOKMA SWEET FRYER TABLE (WITH GAS)
DLM 6 -LOKMA SWEET FRYER TABLE (WITH ELECTRICITY)
-1 piece 600 mm cooking pot
-2 pieces confectionery /resettle tub (restaurateur 1/1)
-Height : 850 mm



DLM 7 -NEW GENERATION LOKMA SWEET FRYER TABLE (WITH GAS)
DLM 8 -NEW GENERATION LOKMA SWEET FRYER TABLE (WITH ELECTRICITY)
-1 piece 600 mm cooking pot
-3 pieces chocolate/cream injector
-3 pieces injector front dropper (restaurateur 1/9)
-2 pieces 260 mm resettle tub
-6 pieces ornament tub (restaurateur 1/9)
-2 pieces bermail tub (restaurateur 1/9)
-Height : 850 mm



DLM 9 - HANDLING APPARATUS FOR LOKMA SWEET MACHINE
-Wheeled table
-600 mm*1250 mm*600 mm

Electric

Supply Voltage :

DLM 50 200-220 V/1P/50-60Hz

Electrical Power Max. :

DLM 50 0,18 kW

Ventilation

The user is responsible for the ventilation installation

Loading Information

Width : 600 mm

Length : 900 mm

Height : 670 mm

Weight : 55 kg

Loading Class : 85 kg

Certifications



The company reserves the right to make modifications to the products without prior notice. All information correct at time of printing.